



Track Co-ordinators Guide

CERN



Track Co-ordinators Guide

by CERN

Table of Contents

1. Track Co-ordinators Guide	1
1.1. Track Co-ordinator	1
1.2. Track Co-ordinating	1
1.2.1. Abstracts Tab	1
1.2.2. Internal Comments Tab	3

Chapter 1. Track Co-ordinators Guide

1.1. Track Co-ordinator


As a Track Co-ordinator you are able to propose the acceptance or rejection of abstracts within your track. You are given the track co-ordinators access by the Conference Manager.



You can access your tracks by selecting 'my tracks' or 'manage my tracks' from the left hand menu under my conference or scientific timetable, this will take you to the list of tracks you are co-ordinating or straight into your track if you co-ordinate one track.

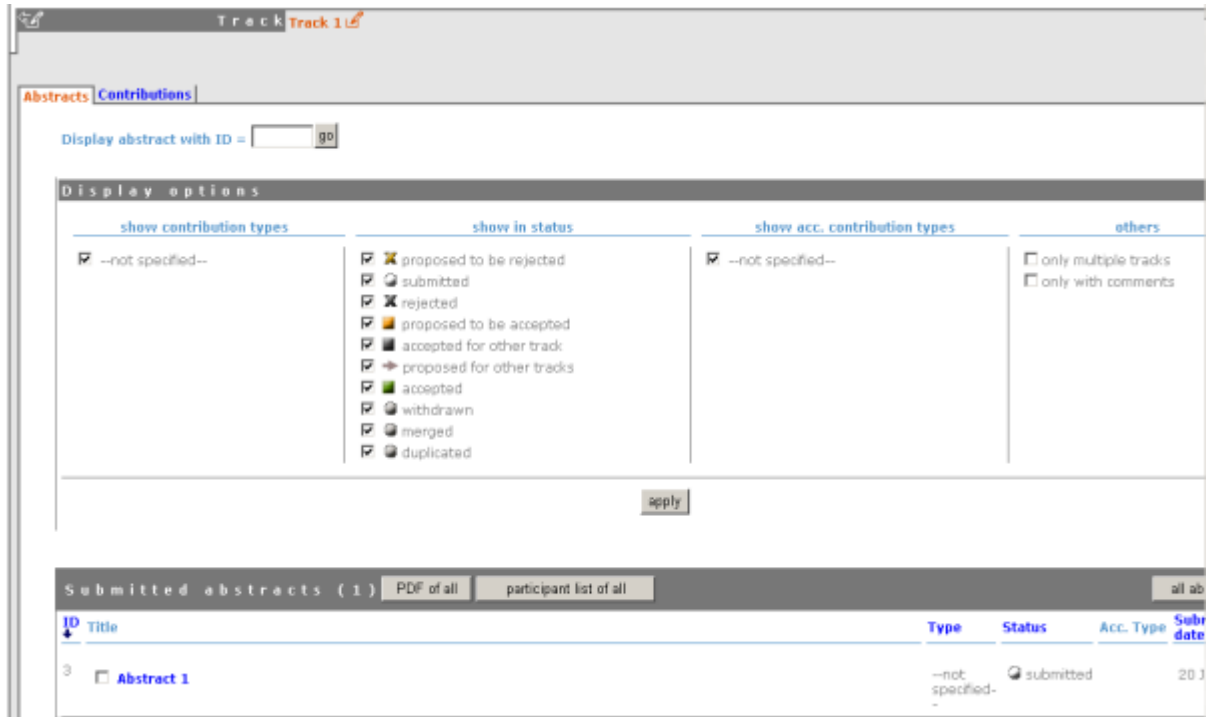


1.2. Track Co-ordinating

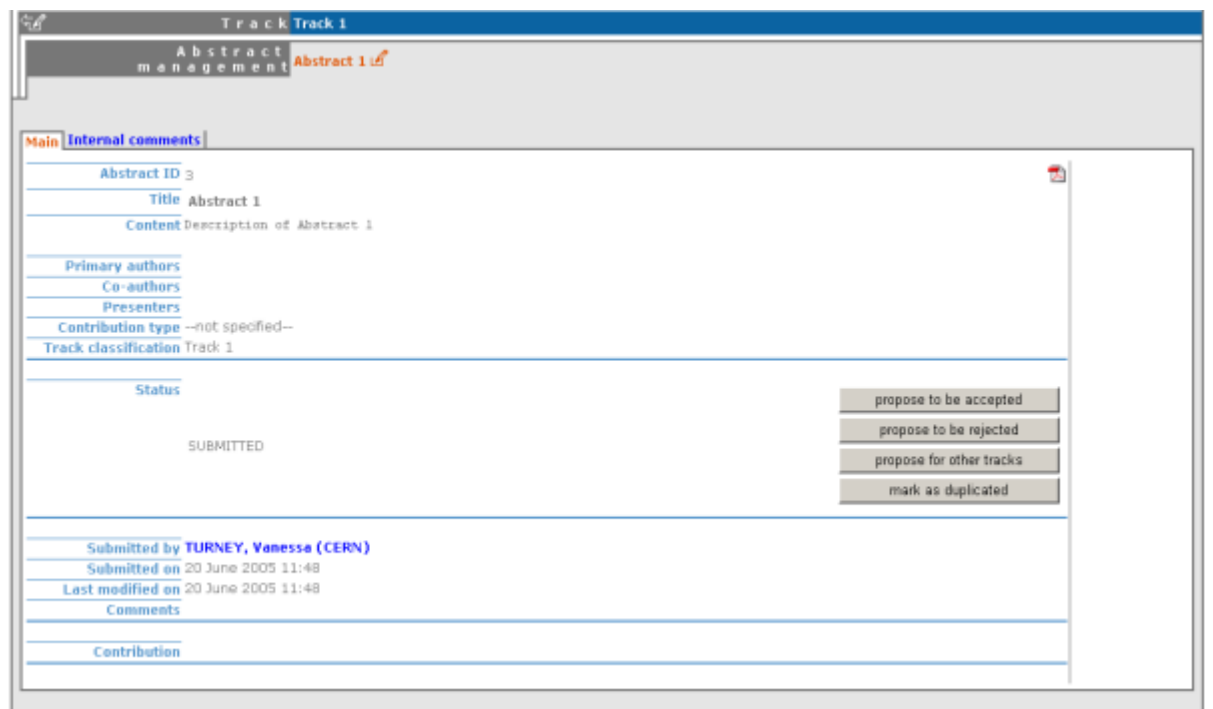
Once in the my tracks area you can click on the small red pen  to the left of the track name to access the co-ordination area of that track.

1.2.1. Abstracts Tab

The abstracts Tab lists all the abstracts that have been submitted for your track and their status.



If you click on an abstracts name you will be taken to the abstracts management area from here you can view the abstracts details and propose whether you want to reject, accept, mark as duplicated or suggest the abstract for another track.



1.2.2. Internal Comments Tab

The internal comments Tab allows you to view and add any comments attached to the abstract.

